

Advanced OpenMP

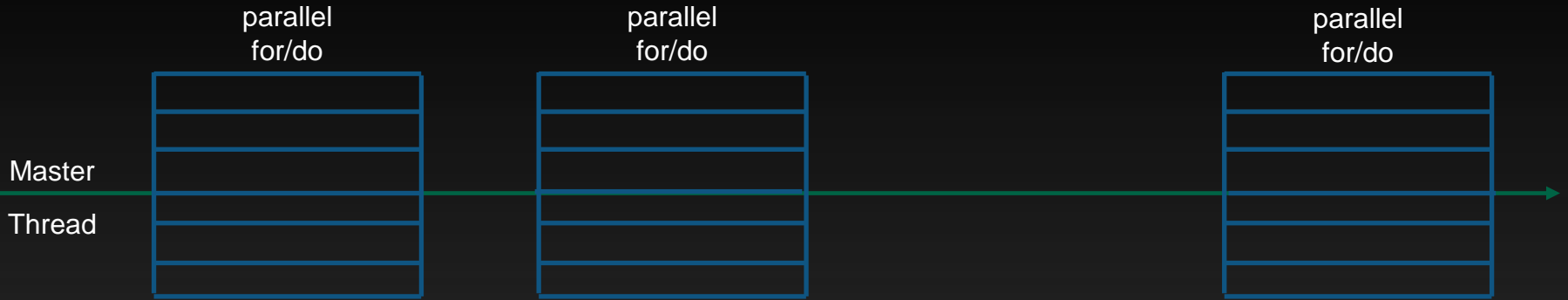
John Urbanic

Parallel Computing Scientist
Pittsburgh Supercomputing Center


What is Advanced OpenMP?

Pretty much everything that isn't parallel for/do, except the GPU stuff. We save that for a different talk.

Different Work Sharing Constructs



What we have been doing



What we could do (*less overhead, no idle cores, finer control, more flexible algorithms*)

The parallel Construct

This sets the stage for most of the more advanced or flexible directives we are going to use. It tells the system to grab the specified number of threads and set them loose.

```
#pragma omp parallel [clause, clause, ... ]  
    structured-block
```

The clauses are

```
if([ parallel :] scalar-expression)  
    num_threads(integer-expression)  
    default(data-sharing-attribute)  
    private(list)  
    firstprivate(list)  
    shared(list)  
    copyin(list)  
    reduction([reduction-modifier ,] reduction-identifier : list)  
    proc_bind(affinity-policy) One of primary, close, spread  
    allocate([allocator :] list)
```

Multiple ways of specifying threads.

In order of precedence:

`if` clause Logical value determines if this region is parallel or serial.

`num_threads` clause Set this to specify how many threads in this region.

`omp_set_num_threads()` A library API to set the threads.

`OMP_NUM_THREADS` The environment variable we have been using.

Default Often the number of cores on the node.

There is also, depending on the compute environment, the possibility of dynamic thread counts. There are a few library APIs to deal with that.

Fortran 90

Fortran 90 has data parallel constructs that map very well to threads. You can declare a **workshare** region and OpenMP will do the right thing for:

- **FORALL**
- **WHERE**
- **Array assignments**

```
PROGRAM WORKSHARE
```

```
INTEGER N, I, J
```

```
PARAMETER (N=100)
```

```
REAL AA(N,N), BB(N,N), CC(N,N), DD(N,N)
```

```
.
```

```
.
```

```
.
```

```
!$OMP PARALLEL SHARED(AA, BB, CC, DD, FIRST, LAST)
```

```
!$OMP WORKSHARE
```

```
CC = AA * BB
```

```
DD = AA + BB
```

```
FIRST = CC(1,1) + DD(1,1)
```

```
LAST = CC(N,N) + DD(N,N)
```


```
!$OMP END WORKSHARE
```

```
!$OMP END PARALLEL
```

```
END
```

Another Work Sharing Construct

Sections



Each section will be processed by one thread. The number of sections can be greater or less than the number of threads available - in which case threads will do more than one section or skip, respectively.

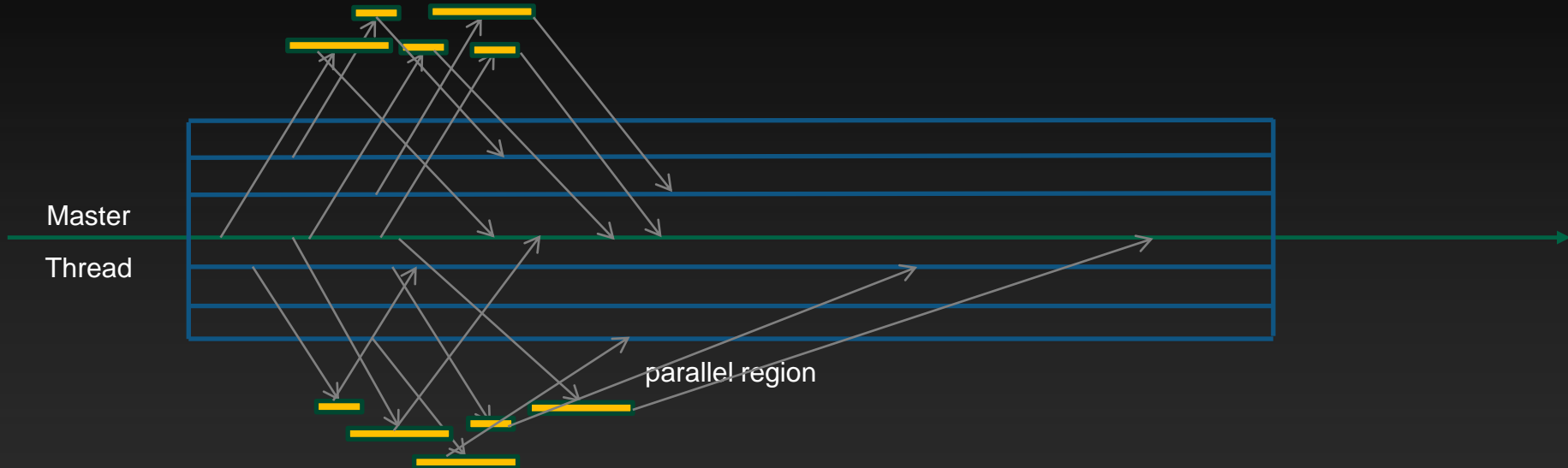
Sections

```
.  
. .  
#pragma omp parallel shared(a,b,x,y) private(index)  
{  
  
#pragma omp sections  
{  
  
#pragma omp section  
for (index=0; index <n; index++)  
    x[i] = a[i] + b[i];  
  
#pragma omp section  
for (index=0; index <n; index++)  
    y[i] = a[i] * b[i];  
  
}  
  
}
```

```
.  
!$OMP PARALLEL SHARED(A,B,X,Y), PRIVATE(INDEX)  
  
!$OMP SECTIONS  
  
!$OMP SECTION  
DO INDEX = 1, N  
    X(INDEX) = A(INDEX) + B(INDEX)  
ENDDO  
  
!$OMP SECTION  
DO INDEX = 1, N  
    Y(INDEX) = A(INDEX) * B(INDEX)  
ENDDO  
  
!$OMP END SECTIONS  
  
!$OMP END PARALLEL
```

Both for/do loops run concurrently. Still same results as serial here.

And for ultimate flexibility: Tasks



Actually, any thread can spin off tasks. And any thread can pick up a task. They will all wait for completion at the end of the region.

Summing An Array

Let's take the simple task of summing an array.

```
float array_sum(float *a, int length){  
    float total=0;  
  
    for (int i = 0; i < length; i++) {  
        total += a[i];  
    }  
  
    return total;  
}
```

Serial Code

```
float array_sum(float *a, int length){  
    float total=0;  
  
    #pragma omp parallel for reduction(+:total)  
    for (int i = 0; i < length; i++) {  
        total += a[i];  
    }  
  
    return total;  
}
```

Easy OpenMP Version

Recursively Summing An Array

But maybe we are handed a recursive version of this same code. This represents a large class of algorithms.

```
float array_sum(float *a, int length){  
  
    // terminal case  
    if (length == 0) {  
        return 0;  
    }  
    else if (length == 1) {  
        return a[0];  
    }  
  
    // recursive case  
    int half = length / 2;  
    return array_sum(a, half) + sum(a + half, length - half);  
}
```

Recursively Summing An Array With Tasks

OpenMP tasks allow us to naturally spin off threads of work.

```
float array_sum(float *a, int length){  
    if (length == 0) {  
        return 0;  
    }  
    else if (length == 1) {  
        return a[0];  
    }  
  
    int half = length / 2;  
    float x, y;  
  
    #pragma omp parallel  
    #pragma omp single nowait  
    {  
        #pragma omp task shared(x)  
        x = array_sum(a, half);  
        #pragma omp task shared(y)  
        y = array_sum(a + half, length - half);  
        #pragma omp taskwait  
        x += y;  
    }  
    return x;  
}
```

Optimized Recursively Summing An Array With Tasks

```
float array_sum(float *a, int length) {
    float total;

    #pragma omp parallel
    #pragma omp single nowait
    total = parallel_sum(a, n);

    return total;
}

float serial_sum(float *a, int length)
{
    if (length == 0) {
        return 0;
    }
    else if (length == 1) {
        return a[0];
    }

    size_t half = n / 2;
    return serial_sum(a, half) +
        serial_sum(a + half, length - half);
}
```

```
float parallel_sum(float *a, int length){
    if (length <= CUTOFF) {
        return serial_sum(a, length);
    }

    int half = length / 2;
    float x, y;

    #pragma omp task shared(x)
    x = parallel_sum(a, half);
    #pragma omp task shared(y)
    y = parallel_sum(a + half, length - half);
    #pragma omp taskwait
    x += y;

    return x;
}
```

BTW, we have essentially reproduced the functionality here of the newish *taskloop* directive.

Fibonacci Tasks

```
#include <stdio.h>
#include <omp.h>

int main()
{
    int n = 10;

    #pragma omp parallel shared(n)
    {
        #pragma omp single
        printf ("fib(%d) = %d\n", n, fib(n));
    }
}
```

```
int fib(int n)
{
    int i, j;

    if (n<2)
        return n;

    else {

        #pragma omp task shared(i) firstprivate(n)
        i=fib(n-1);

        #pragma omp task shared(j) firstprivate(n)
        j=fib(n-2);

        #pragma omp taskwait
        return i+j;
    }
}
```

Here is one that is almost always presented as a recursive algorithm.

Task Capability

Tasks have additional directives and clauses. The most important are:

- **taskwait** (wait for completion of child tasks, should almost always use)
- **taskgroup** (can wait on child & descendants)
- **taskyield** (can suspend for another task, avoid deadlock)
- **final** (no more task creation after this level)
- **untied** (can change thread dynamically)
- **mergable** (can merge data with enclosing region)
- **depend** (list variable dependencies between tasks [in/out/inout]
This provides a way to order workflow.)

This last one gives us some very powerful capabilities to efficiently manage order dependencies, and has been an active area of OpenMP development in versions 3.0 through the latest 5.0.

New Task Dependencies

```
int x = 0, y = 0, res = 0;
#pragma omp parallel
#pragma omp single
{
    #pragma omp task depend(out: res) //T0
    res = 0;

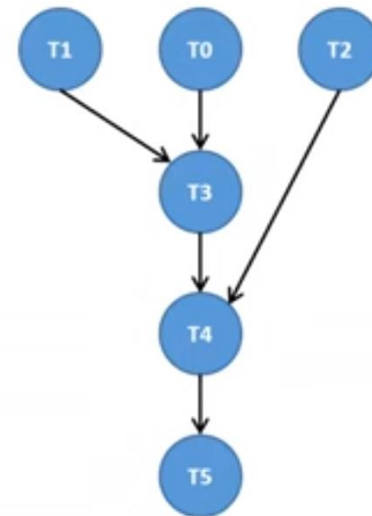
    #pragma omp task depend(out: x) //T1
    long_computation(x);

    #pragma omp task depend(out: y) //T2
    short_computation(y);

    #pragma omp task depend(in: x) depend(inout: res) //T3
    res += x;

    #pragma omp task depend(in: y) depend(inout: res) //T4
    res += y;

    #pragma omp task depend(in: res) //T5
    std::cout << res << std::endl;
}
```



New Task Dependencies

```
int x = 0, y = 0, res = 0;
#pragma omp parallel
#pragma omp single
{
    #pragma omp task depend(out: res) //T0
    res = 0;

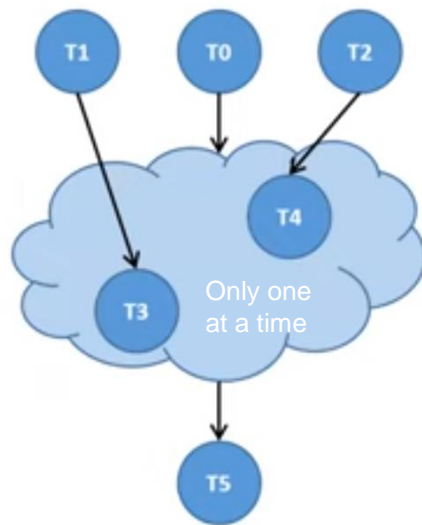
    #pragma omp task depend(out: x) //T1
    long_computation(x);

    #pragma omp task depend(out: y) //T2
    short_computation(y);

    #pragma omp task depend(in: x) depend(mutexinoutset: res) //T3
    res += x;

    #pragma omp task depend(in: y) depend(mutexinoutset: res) //T4
    res += y;

    #pragma omp task depend(in: res) //T5
    std::cout << res << std::endl;
}
```



Dynamic Dependencies

We can also now (as of OpenMP 5.0) deal with dynamically defined dependencies, so a list of items may include array sections.

```
#pragma omp parallel
#pragma omp single
{
    for (int i = 0; i < n; ++i)
        #pragma omp task depend(out: array[i])
        compute_element(array[i]);

    #pragma omp task depend(iterator(k=0:n),in: array[k])
    use_elements(array);
}
```

Here **n** is evaluated at runtime, and is the equivalent of creating **n** different in dependency clauses (*depend (in: array[0], array[1], array[2],...)*).

Tasks Are Very Powerful

If you really embrace this task paradigm, there is now even a *taskloop* directive that allows you to decompose for/do loops into tasks in a very controlled manner. We won't go into it here.

However before we leave these elegant heights and descend into some much grittier low-level detail, I want to emphasize that this task approach provides a powerful, and robust (as in, not error prone) framework that would have been a dream for any pthreads programmer of yesteryear. You are getting all the scheduling that they have to do at no cost.

Now, let's go back to our original parallel for/do loops and see what happens if we want to manage them at a low level ourselves...

Parallel Region Loops with C

```
#pragma omp parallel shared(t, t_old) private(i,j, iter) firstprivate(niter)
for(iter = 1; iter <= niter; iter++) {

    #pragma omp for
    for(i = 1; i <= NR; i++) {
        for(j = 1; j <= NC; j++) {
            t[i][j] = 0.25 * (t_old[i+1][j] + t_old[i-1][j] +
                             t_old[i][j+1] + t_old[i][j-1]);
        }
    }

    dt = 0.0;

    #pragma omp for reduction(max:dt)
    for(i = 1; i <= NR; i++){
        for(j = 1; j <= NC; j++){
            dt = fmax( fabs(t[i][j]-t_old[i][j]), dt);
            t_old[i][j] = t[i][j];
        }
    }
    if((iter % 100) == 0) {
        print_trace(iter);
    }
}
```

This is a simpler loop than our actual exercise two's condition while loop.

Working example in slide notes below is not that complicated, but we will skip it for the nonce.

Parallel Region Loops with Fortran

```
!$omp parallel shared(T, Told) private(i,j,iter) firstprivate(niter)
  do iter=1,niter
    !$omp do
      do j=1,NC
        do i=1,NR
          T(i,j) = 0.25 * ( Told(i+1,j)+Told(i-1,j)+
$              Told(i,j+1)+Told(i,j-1) )
          enddo
        enddo
      !$omp end do

      dt = 0

      !$omp do reduction(max:dt)
      do j=1,NC
        do i=1,NR
          dt = max( abs(t(i,j) - told(i,j)), dt )
          Told(i,j) = T(i,j)
        enddo
      enddo
      !$omp end do

      if( mod(iter,100).eq.0 ) then
        call print_trace(t, iter)
      endif
    enddo
  !$omp end parallel
```

Thread control.

If we did this, we would get correct results, but we would also find that our output is a mess.

```
How many iterations [100-1000]? 1000
----- Iteration number: 100 -----
[995,995]: 63.33 [996,996]: 72.67 [997,997]: 81.40 [998,998]: 88.97 [999,999]: 94.86 [1000,1000]: 98.67 ----- Iteration number:
100 -----
[995,995]: 63.33 [996,996]: 72.67 [997,997]: 81.40 [998,998]: 88.97 ----- Iteration number: 100 -----
[995,995]: 63.33 [996,996]: 72.67 [997,997]: 81.40 [998,998]: 88.97 [999,999]: 94.86 [1000,1000]: 98.67
----- Iteration number: 100 -----
[995,995]: 63.33 [996,996]: 72.67
[999,999]: 94.86 [1000,1000]: 98.67
```

All of our threads are doing output. We only want the master thread to do this. This is where we find the rich set of thread control tools available to us in OpenMP.

Solution with Master

```
.
.
.
#pragma omp master
if((iter % 100) == 0) {
    print_trace(iter);
}
.
.

.
.
.
!$omp master
    if( mod(iter,100).eq.0 ) then
        call print_trace(t, iter)
    endif
!$omp end master
.
.
```

The Master directive will only allow the region to be executed by the master thread. Other threads skip. By skip we mean race ahead - to the next iteration. We really should have an “**omp barrier**” after this or threads could already be altering t as we are writing it out. Life in parallel regions can get tricky!

Barrier

```
.  
. .  
. .  
#pragma omp master  
if((iter % 100) == 0) {  
    print_trace(iter);  
}  
#pragma omp barrier  
. .  
. .
```

```
.  
. .  
!$omp master  
    if( mod(iter,100).eq.0 ) then  
        call print_trace(t, iter)  
    endif  
!$omp end master  
  
!$omp barrier  
. .  
. .
```

A barrier is executed by all threads only at:

- A **barrier** command
- Entry to and exit from a parallel region
- Exit only from a worksharing command (like do/for)
 - Except if we use the **nowait** clause

There are no barriers for any other constructs including **master** and **critical**!

Solution with thread IDs

```
.
.
.
tid = omp_get_thread_num();
if (tid == 0) {
    if((iter % 100) == 0) {
        print_trace(iter);
    }
}
.
.

.
.
tid = OMP_GET_THREAD_NUM()
if( tid .eq. 0 ) then
    if( mod(iter,100).eq.0 ) then
        call print_trace(t, iter)
    endif
endif
.
.
```

Now we are using OpenMP runtime library routines, and not directives. We would have to use `ifdef` if we wanted to preserve the serial version. Also, we should include a **barrier** somewhere here as well.

Other Synchronization Directives & Clauses

- single** Like Master, but any thread will do. Has a **copyprivate** clause that can be used to copy its private values to all other threads.
- critical** Only one thread at a time can go unnamed (only one thread in *all*
- atomic** Eliminates data race on this one ; efficient than **critical**.
- ordered** Forces serial order on loops.
- nowait** This clause will eliminate implied barriers on certain directives.
- flush** Even cache coherent architectures need this to eliminate possibility of register storage issues. Tricky, but important *iff* you get tricky. We will return to this.

Hints

These two directives now have *hint* clauses. We will wait discuss those with locks in a few slides. But they have great potential to allow your code to *automagically* avoid unnecessary waits to enter these regions.

Run-time Library Routines

OMP_SET_NUM_THREADS

Sets the number of threads that will be used in the next parallel region

OMP_GET_NUM_THREADS

Returns the number of threads that are currently in the team executing the parallel region from which it is called

OMP_GET_MAX_THREADS

Returns the maximum value that can be returned by a call to the OMP_GET_NUM_THREADS function

OMP_GET_THREAD_NUM

Returns the thread number of the thread, within the team, making this call.

OMP_GET_THREAD_LIMIT

Returns the maximum number of OpenMP threads available to a program

OMP_GET_NUM_PROCS

Returns the number of processors that are available to the program

OMP_IN_PARALLEL

Used to determine if the section of code which is executing is parallel or not

OMP_SET_DYNAMIC

Enables or disables dynamic scheduling

OMP_GET_DYNAMIC

Used to determine if dynamic scheduling is enabled

OMP_SET_NESTED

Used to enable or disable nested parallelism

OMP_GET_NESTED

Used to determine if nested parallelism is enabled

OMP_SET_SCHEDULE

Sets the loop scheduling policy

OMP_GET_SCHEDULE

Returns the loop scheduling policy

OMP_SET_MAX_ACTIVE_LEVELS

Sets the maximum number of active levels of nested parallelism

OMP_GET_MAX_ACTIVE_LEVELS

Returns the maximum number of active levels of nested parallelism

OMP_GET_LEVEL

Returns the current level of nested parallelism

OMP_GET_ANCESTOR_THREAD_NUM

Returns, for a given nested parallelism, the thread number of the ancestor thread

OMP_GET_TEAM_SIZE

Returns, for a given nested parallelism, the number of threads in the team

OMP_GET_ACTIVE_LEVEL

Returns the number of active levels of nested parallelism

OMP_IN_FINAL

Returns true if the routine is in the finalization phase

OMP_INIT_LOCK

Initializes a lock associated with the lock variable

OMP_DESTROY_LOCK

Disassociates the given lock variable from any locks

OMP_SET_LOCK

Acquires ownership of a lock

OMP_UNSET_LOCK

Releases a lock

OMP_TEST_LOCK

Attempts to set a lock, but does not block if the lock is unavailable

OMP_INIT_NEST_LOCK

Initializes a nested lock associated with the lock variable

OMP_DESTROY_NEST_LOCK

Disassociates the given nested lock variable from any locks

OMP_SET_NEST_LOCK

Acquires ownership of a nested lock

OMP_UNSET_NEST_LOCK

Releases a nested lock

OMP_TEST_NEST_LOCK

Attempts to set a nested lock, but does not block if the lock is unavailable

....

Don't be intimidated.

These are either the equivalent of directives, or complementary.

They can easily be mixed and matched with directives.

regions

ive

Locks

```
#include <stdio.h>
#include <omp.h>

omp_lock_t my_lock;

int main() {
    omp_init_lock(&my_lock);

    #pragma omp parallel
    {
        int tid = omp_get_thread_num( );
        int i;

        omp_set_lock(&my_lock);

        for (i = 0; i < 5; ++i) {
            printf("Thread %d - in locked region\n", tid);
        }

        printf("Thread %d - ending locked region\n", tid);

        omp_unset_lock(&my_lock);
    }

    omp_destroy_lock(&my_lock);
}
```

Output

```
Thread 2 - in locked region
Thread 2 - in locked region
Thread 2 - in locked region
Thread 2 - in locked region
Thread 2 - in locked region
Thread 2 - ending locked region
Thread 0 - in locked region
Thread 0 - in locked region
Thread 0 - in locked region
Thread 0 - in locked region
Thread 0 - ending locked region
Thread 1 - in locked region
Thread 1 - in locked region
Thread 1 - in locked region
Thread 1 - in locked region
Thread 1 - ending locked region
Thread 3 - in locked region
Thread 3 - in locked region
Thread 3 - in locked region
Thread 3 - in locked region
Thread 3 - ending locked region
```

This could have been done with just an omp critical!

Pthreads like flexibility

We now have the ability to start coding just about any kind of thread flow we can imagine. And we can start creating all kinds of subtle and non-repeatable bugs. This is normally where we start the fun of cataloging all of the ways we can get into trouble:

- Race conditions
- Deadlocks
- Livelocks
- Missing flush

Thread A	Thread B
Lock(USB Drive)	Lock(File)
Lock(File)	Lock(USB Drive)
Copy(File)	Copy(File)
Unlock(File)	Unlock(USB Drive)
Unlock(USB Drive)	Unlock(File)

Deadlock

For most applications you are more likely to have multiple data structures that are updated by multiple threads. You will need to protect them with locks and critical regions. Picture a hash map with all threads allowed to insert/delete/lookup.

But more advanced than pthreads

Pthreads were standardized well before modern issues like thread affinity and transactional memory become important (we'll discuss those next).

The solution for the prthreads approach is a bunch of non-standard extensions and a lot of very ugly boiler-plate code.

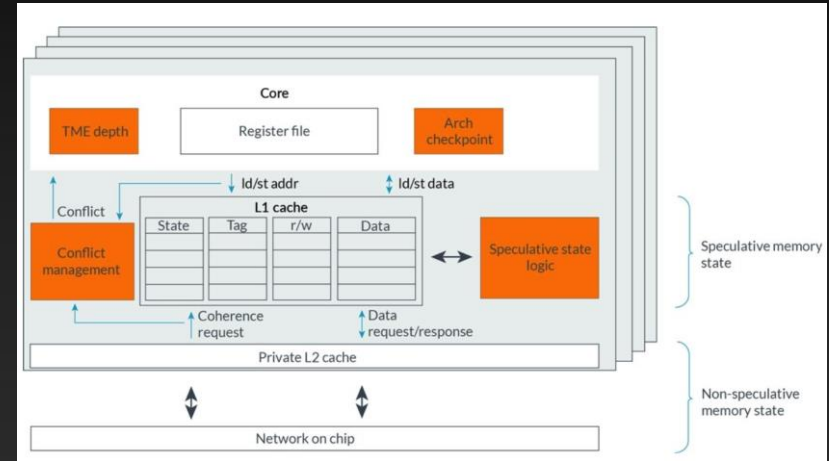
We are about to see how powerful OpenMP is. We are going to get the some very powerful capabilities with:

- Not much effort
- No performance overhead
- Portability

Transactional Memory

As multi-core threading became dominant, the hardware vendors saw the need to help increase the efficiency of access to contended data structures. The answer we find on modern processors is transactional memory.

Transactional memory is hardware support to capture the full state of the memory access code and data, such that it can be done speculatively and rolled back if there is a conflict. If contention is low, this allows the thread to behave as though it is lock-free.



Arm Transactional Memory Implementation
From their latest online guide.

This is tricky stuff. It is one of the things that bit Intel with security problems, and AMD and Arm took a long time to deploy it themselves.

Hints

OpenMP gives us an easy way to let our *atomic* or *critical* regions, and our *omp_init_lock_with_hint* and *omp_init_nest_lock_with_hint* to use this underlying hardware to our benefit. Just add one of the following hint clauses (or parameter to the lock).

- **omp_sync_hint_uncontended**: low contention is expected in this operation, that is, few threads are expected to perform the operation simultaneously in a manner that requires synchronization.
- **omp_sync_hint_contended**: high contention is expected in this operation, that is, many threads are expected to perform the operation simultaneously in a manner that requires synchronization.
- **omp_sync_hint_speculative**: the programmer suggests that the operation should be implemented using speculative techniques such as transactional memory.
- **omp_sync_hint_nonspeculative**: the programmer suggests that the operation should not be implemented using speculative techniques such as transactional memory.

* *Nested locks are locks that can be set multiple times, and keep a count.*

Affinity

Memory affinity has been a non-portable pain for decades. It has steadily grown to be a very important performance consideration. Thanks to OpenMP, there is finally a portable way to deal with it.

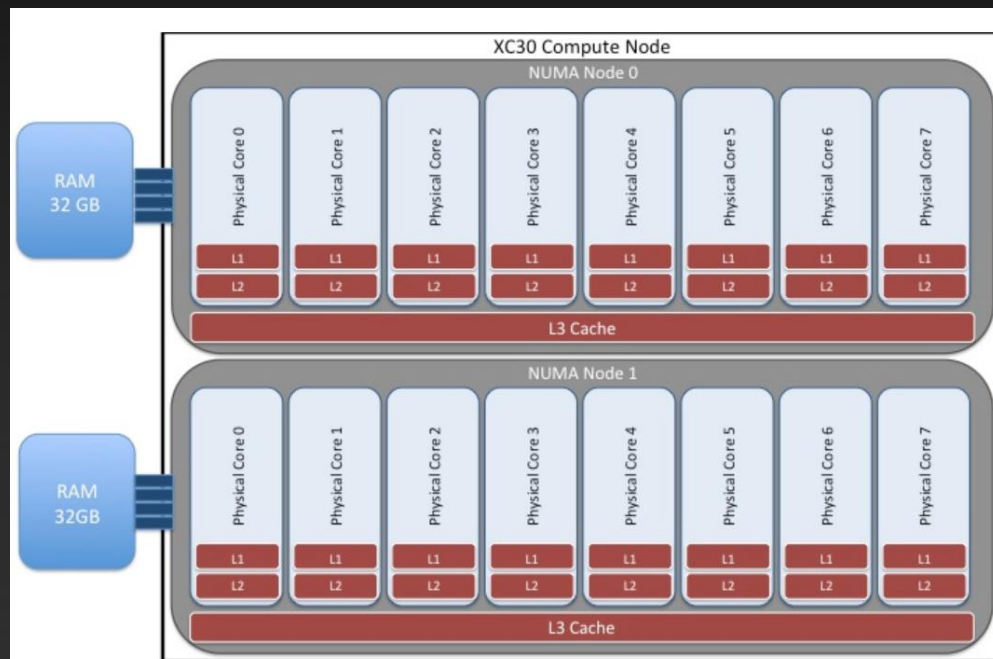
Just on a single node (our concern for OpenMP) we have:

- Registers (including vector registers)
- Caches (multiple levels)
- RAM (processor local or NUMA memory)
- HBM?
- Accelerators?
- NVM?

These are being accessed in various patterns by:

- Loops (hopefully vectorized)
- Threads
- Processes
- Cores
- Processors

ORNL Cray XC30 Node



Easy Data Affinity

Here is a good example of how easy it can be to request data/thread affinity for a couple of tasks that we know share data.

```
void related_tasks( float* A, int n ){  
    float* B;  
  
    #pragma omp task shared(B) depend(out:B) affinity(A[0:n])  
    {  
        B = compute_B(A,n);  
    }  
    #pragma omp task firstprivate(B) depend(in:B) affinity (A[0:n])  
    {  
        update_B(B);  
    }  
    #pragma omp taskwait  
}
```

Thread Placement and Memory Allocation

We can also manage these issues with explicit control of our thread placement or closely controlled management of our memory allocation. These approaches have also lacked any standard methods. We only have time to present the basics here. The documentation is comprehensive:

Thread placement:

`OMP_PLACES` environment variable. It has lots of options and fine control mapping.

Clauses on `parallel` directive: *primary*, *close*, *spread*

Memory Allocation:

`allocate` clause on all data sharing directives

`allocate` directive

`omp_alloc()` and associated functions

The specifiers on these follow, and give you some idea of the kinds of hints/suggestions you can provide:

OpenMP 5.0 Memory Hierarchy Awareness

The specifiers in the new spec give you some idea of how many ways we can characterize this.

distance \approx **near, far** Specifies the relative physical distance of the memory space with respect to the task the request binds to.

bandwidth \approx **highest, lowest** Specifies the relative bandwidth of the memory space with respect to other memories in the system

latency \approx **highest, lowest** Specifies the relative latency of the memory space with respect to other memories in the system.

location = Specifies the physical location of the memory space.

optimized = **bandwidth, latency, capacity, none** Specifies if the memory space underlying technology is optimized to maximize a certain characteristic. The exact mapping of these values to actual technologies is implementation defined.

pagesize = **positive integer** Specifies the size of the pages used by the memory space.

permission = **r, w, rw** Specifies if read operations (r), write operations (w) or both (rw) are supported by the memory space.

capacity \geq **positive integer** Specifies the physical capacity in bytes of the memory space. **available** \geq **positive integer** Specifies the current available capacity for new allocations in the memory space.

OpenMP SIMD Extension

Much earlier I mentioned that vector instructions fall into the realm of “things you hope the compiler addresses”. However as they have become so critical achieving available performance on newer devices, the OpenMP 4.0 standard has included a `simd` directive to help you help the compiler. There are two main calls for it.

1) Indicate a simple loop that should be vectorized. It may be an inner loop on a parallel for, or it could be standalone.

```
#pragma omp parallel
{
  #pragma omp for
  for (int i=0; i<N; i++) {
    #pragma omp simd safelen(18)
    for (int j=18; j<N-18; j++) {
      A[i][j] = A[i][j-18] + sinf(B[i][j]);
      B[i][j] = B[i][j+18] + cosf(A[i][j]);
    }
  }
}
```

There is dependency that prohibits vectorization. However, the code can be vectorized for any given vector length for array B and for vectors shorter than 18 elements for array A.

OpenMP SIMD Extension

2) Indicate that a function is vectorizable.

```
#pragma omp declare simd
float some_func(float x) {
    ...
    ...
}

#pragma omp declare simd
extern float some_func(float);

void other_func(float *restrict a, float *restrict x, int n) {
    for (int i=0; i<n; i++) a[i] = some_func(x[i]);
}
```

There are a ton of clauses (**private**, **reduction**, **linear**, **reduction**, etc.) that help you to assure safe conditions for vectorization. They won't get our attention today.

We won't hype these any further. Suffice it to say that if the compiler report indicates that you are missing vectorization opportunities, this adds a portable tool.

flush - a step too far?

An example of the kind of low-level control you can achieve is the flush directive. An experienced concurrent programmer may want to do risky stuff like *reading and writing shared variables from different threads* (perhaps for rolling your own locks or mutexes). As shared memory machines have cache issues and compiler instruction reordering that can cause shared values to get out of sync, this is tricky business.

- implicit barriers (as mentioned previously)
- **barrier** (incurs synchronization penalty)
- **flush** (no sync)

If you think you are wandering into this territory, a good reference for examples and warnings is:

OpenMP Application Program Interface

http://openmp.org/mp-documents/OpenMP_Examples_4.0.1.pdf

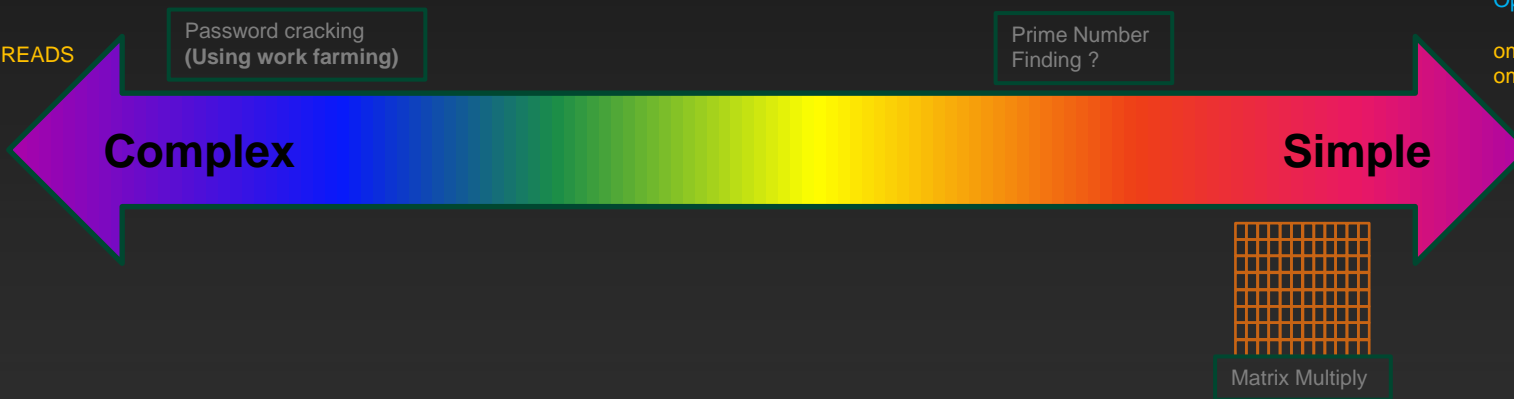
Most likely none of you will find this level of control advantageous.

Complexity vs. Efficiency

How much you will gain in efficiency by using these more flexible (dangerous) routines depends upon your algorithm. How asynchronous can it be?

OpenMP Library API

```
OMP_SET_NUM_THREADS  
OMP_SET_LOCK  
flush  
:  
:
```



The general question is, how much time are threads spending at barriers?
If you can't tell, profiling will.

Scheduling

```
#pragma omp parallel for private (j) \  
    reduction(+:not_primes)  
for ( i = 2; i <= n; i++ ){  
    for ( j = 2; j < i; j++ ){  
        if ( i % j == 0 ){  
            not_primes++;  
            break;  
        }  
    }  
}
```

C Version

```
!$omp parallel do reduction(+:not_primes)  
    do i = 2,n  
        do j = 2,i-1  
            if (mod(i,j) == 0) then  
                not_primes = not_primes + 1  
                exit  
            end if  
        end do  
    end do  
!$omp end parallel do
```

Fortran Version

We do have a way of greatly affecting the thread scheduling while still using do/for loops. That is to use the **schedule** clause.

Let's think about what happens with our prime number program if the loop iterations are just evenly distributed across our processors. Some of our iterations/threads will finish much earlier than others.

Scheduling Options

`static, n`

Divides iterations evenly amongst threads. You can optionally specify the chunk size to use.

`dynamic, n`

As a thread finishes, it is assigned another. Default chunk size is 1.

`guided, n`

Block size will decrease with each new assignment to account for remaining iterations at that time. Chunk size specifies minimum (and defaults to 1).

`runtime`

Decided at runtime by `OMP_SCHEDULE` variable.

`auto`

Let the compiler/runtime decide.

OpenMP 5 has now added modifiers (`monotonic`, `nonmonotonic`, `simd`) for use with the above, but they seem not to be widely implemented yet.

Exercise 2: Improving Prime Number

(About 20 minutes)

Speed up the prime number count just using the scheduling options you have available.

1) Start with the `prime_serial.c/f` version in the `OpenMP/Prime` folder and then add the parallel directives as per the previous lecture slides. See how much it speeds up on various thread counts. Then...

2) Try various scheduling options to see if anything is effective at optimizing further. This “empirical” approach is a perfectly reasonable, and safe, way to find some low-hanging fruit.

One Scheduling Solution

```
#pragma omp parallel for private (j) \  
    reduction(+:not_primes) \  
    schedule(dynamic)  
for ( i = 2; i <= n; i++ ){  
    for ( j = 2; j < i; j++ ){  
        if ( i % j == 0 ){  
            not_primes++;  
            break;  
        }  
    }  
}
```

C Version

```
!$omp parallel do reduction(+:not_primes) schedule(dynamic)  
do i = 2,n  
do j = 2,i-1  
if (mod(i,j) == 0) then  
not_primes = not_primes + 1  
exit  
end if  
end do  
end do  
!$omp end parallel do
```

Fortran Version

Dynamic scheduling with a default chunksize (of 1).

Results

We get a pretty big win for little work and even less danger. The Fortran and C times are almost exactly the same for this code.

Threads	Default (s)	Dynamic	Speedup
Serial	30.0		
2	22.3	15.2	1.5
4	13.0	8.1	1.6
8	7.6	4.2	1.8
16	4.2	2.2	1.9
28	2.4	1.2	2

25X Serial!

500,000 iterations.

OpenMP Environment

We've talked about a lot of tweakable configuration, and many of those parameters have multiple ways to set them (which is helpful). One convenient way I like to get a snapshot of the system is to use the `OMP_DISPLAY_ENV` variable to display most of the parameters. Just export `OMP_DISPLAY_ENV=TRUE`, or set it to `VERBOSE` for even more info.

```
OPENMP DISPLAY ENVIRONMENT BEGIN
  _OPENMP='201611'
[host] OMP_CANCELLATION='FALSE'
[host] OMP_DEFAULT_DEVICE='0'
[host] OMP_DISPLAY_ENV='TRUE'
[host] OMP_DYNAMIC='FALSE'
[host] OMP_MAX_ACTIVE_LEVELS='2147483647'
[host] OMP_MAX_TASK_PRIORITY='0'
[host] OMP_NESTED='FALSE'
[host] OMP_NUM_THREADS: value is not defined
[host] OMP_PLACES: value is not defined
[host] OMP_PROC_BIND='false'
[host] OMP_SCHEDULE='static'
[host] OMP_STACKSIZE='4M'
[host] OMP_THREAD_LIMIT='2147483647'
[host] OMP_WAIT_POLICY='PASSIVE'
OPENMP DISPLAY ENVIRONMENT END
```

C++

- `private /shared, etc.` work with objects
constructors/destructor are called for private
things can get complicated with `firstprivate`, `threadprivate`, etc.
- Probably biggest question is `std::vector`
Safe if no reallocation: No `push_back()`, `pop_back()`, `insert()`
Iterators are even allowed in for loop here
- Other containers less likely to just work
For example, `std::list` (a doubly linked list) updated by multiple threads would be a nightmare
- Note: MPI 3 and newer have dropped C++, so be aware if aiming for larger scalability

Information Overload?

We have now covered just about everything with the exception of the GPU oriented stuff. I hope you recall how much we accomplished with just a parallel for/do. Let's recap. In HPC the most common approach is to:

- Look at your large, time-consuming for/do loops first
 - Deal with dependencies and reductions
 - Using private and reductions
 - Consider scheduling
- If you find a lot of barrier time (via inspection or profiler) *then*:
 - Sections
 - Tasks
 - Run-time library
 - Locks
 - Barriers/nowaits

There will be projects, such as graph oriented algorithms, where it will be more natural to just start with tasks, or another paradigm.

Some Alternatives

- OpenCL (Khronos Group)
 - Everyone supports, but not as a primary focus
 - Intel - OpenMP
 - NVIDIA - CUDA, OpenACC
 - AMD - now HIP
 - Khronos has now brought out SYCL
- Fortran 2008+ threads (sophisticated but not consistently implemented)
- C++11 threads are basic (no loops) but better than POSIX
- Python threads are fake (due to Global Interpreter Lock)
- DirectCompute (Microsoft) is not HPC oriented
- C++ AMP (MS/AMD)
- TBB (Intel C++ template library)
- Cilk (Intel, now in a gcc branch)
- Intel oneAPI (Includes DPC++ and extends SYCL)
- Kokkos